



KWIKCLAMP®

- brilliantly simple!



- ✚ Clamp fittings
- ✚ Barrier Panels, Gates, Bollards
- ✚ Posts, end terminations, kick plates
- ✚ AS1657 certified & AS1428 compliant

1300 59 00 59

www.kwikclamp.com.au

The Kwikclamp® range of modular fittings, posts, rails, end terminations, barrier panels, bollards, stanchions and accessories all comply with the design requirements of AS1657 and AS1428, the Australian Standards for safety barriers and handrails in a multitude of applications. All products are hot dip galvanised to comply with AS4680 and have a minimum of 500gsm zinc coating plus a further protective electroplating coating.

Clamp products are made from high quality 450 MPa heat treated steel. Available in A27, B34, C42, D48 and E60 sizes (*limited selection of A27, B34 and E60 items*), Kwikclamp's fittings are made from malleable or ductile iron with all new production using case hardened 15mm long 316 grade stainless steel screws for extra durability, vibration and corrosion resistance in the toughest conditions.


Steel Tube Size Guide

Size Reference	Tube OD (mm)	Nominal Size (mm)
A-27	26.9	20NB
B-34	33.7	25NB
C-42	42.4	32NB
D-48	48.3	40NB
E-60	60.3	50NB



Kwikclamp products are used in a multitude of applications, initially designed for the safety barrier and handrail markets; the modular nature of the clamps has given rise to very creative and highly functional applications that include but are not limited to ...


- Bikeway and pedestrian safety barrier systems
- Disability handrails for walkways, ramps, stairs
- Trolley parking & storage bays
- Mezzanine floor safety barriers & sliding & up and over pallet gates
- Road signs
- Retail displays & racking
- Exhibition stands & displays
- General signage
- Fall prevention systems, commercial, industrial & factory safety barriers
- Machinery enclosures & guards
- Roof and walkway guard rails



New up and over pallet gate - mezzanine floors

There are almost infinite number of ways of using the Kwikclamp fittings, barrier panels and accessories to quickly and easily create rigid structures with minimal need for tools and specialised labour. The simple, modular nature of Kwikclamp products makes for way less expensive erection of barriers compared to traditional welded or ball type designs.


All Kwikclamp fittings, posts, rails and barrier panels have been independently tested to comply with AS1657 for 2.4m post spacing – the Australian Standard for fixed platforms walkways and stairways as well as complying with AS4680 – galvanising.



- Cost effective
- Fast to erect
- 50 year design life
- 5 year warranty (*subject to conditions*)
- Best value modular system available – compliance certified to 2.4m post spacing widths
- Panels and rails comply with BSD7006, AS1657 specifications and AS1428 Disability Design guidelines
- Comply with AS4680 Galvanising Standards













































*Kwikclamp Bollard Systems -
Surface mount & inground options*

































Safety Yellow powder coated trolley bay kits

All clamp fittings are hot dip galvanised plus an extra protective top zinc coating for longer life, not all items and sizes are held in stock and more items are regularly being added to the range – check online or call 1300 59 00 59 for more information

The Kwikclamp Clamp Range

 101 Short Tee	 104 Long Tee	 116 3 Way Thru	 119 2 Socket Cross	 123 Variable Top Elbow 30-45°	 124 Variable Elbow 30-45°
 125 2 Way 90° Elbow	 127 Long Tee 30-45°	 128 3 Way 90° Elbow Tee	 129 Adjustable Short Tee 30-45°	 130 30°-45° Cross	 131 Base Wall & Floor Flange
 132 Base Flange (A27, B34 & C42 only)	 133 Plastic End Cap	 135 Clamp on TEE	 138 Gate Eye	 139 Slimline Wall bracket	 140 Gate Hinge
 143 Railing Side Support	 145 Railing Side Support	 146 Side Palm Fixing	 148 Short Tee Swivel (used in pairs, sold singly)	 149 External Sleeve Joiner	 150 Internal Sleeve Joiner (expanding)
 151 Internal Fixed Sleeve Joiner	 152 Base Flange 0-11°	 153 Short Tee 0-11°	 154 Elbow 0-11°	 155 Long Tee 0-11°	 156 Cross 0-11°
 158 5 way Cross	 161 Cross over	 166 Adjustable Swivel	 167M Double Male Inline Swivel	 167 Double Swivel Assembly (173F x 2 + 167M)	 168M Male Corner Swivel
 168 Corner Swivel Assembly (173F x 2 + 168M)	 169 Swivel Assembly (173F + 169M)	 172M Male Swivel	 172 Swivel Assembly (173F + 172M)	 173 Single Swivel Assembly (173M + 173F)	 173F Female Swivel















All clamp fittings are hot dip galvanised plus an extra protective top coating for longer life, not all items and sizes are held in stock and more items are regularly being added to the range – check online or call 1300 59 00 59 for more information

 <p>173M Single Male Swivel</p>	 <p>176 4 Way Side Outlet Cross</p>	 <p>177 4 Way Side Outlet Tee</p>	 <p>179 Locking Collar</p>	 <p>180 Straight Decline Adjustable TEE 30-45° (D48 only)</p>	 <p>181 Straight Incline Adjustable TEE 30-45° (D48 only)</p>
 <p>182 Straight Incline or Decline Adjustable CROSS 30-45° (D48 only)</p>	 <p>183 Left Corner Decline Adjustable TEE 30-45° (D48 only)</p>	 <p>184 Right Corner Decline adjustable TEE 30-45° (D48 only)</p>	 <p>185 Left corner decline or right incline adjustable CROSS 30-45° (D48 only)</p>	 <p>186 Right corner decline & Left incline adjustable CROSS 30-45° (D48 only)</p>	 <p>187 Straight to decline or right incline Adjustable CROSS 0-11° (D48 only)</p>
 <p>188 Left corner incline or right decline adjustable CROSS 0-11° (D48 only)</p>	 <p>189 Decline adjustable to straight right corner TEE 30-45° (D48 only)</p>	 <p>190 Decline adjustable to straight left corner TEE 30-45° (D48 only)</p>	 <p>198 Double Lug Fixing Bracket</p>	 <p>199 Single Lug Fixing Bracket</p>	 <p>232 Rectangular Flange Base (D48 & E60 only)</p>
 <p>233 Square Base Flange (D48 & E60 only)</p>	 <p>235 Sleeved 90° wall bracket</p>	 <p>242 Kickplate Flange (D48 only)</p>	 <p>246 Side Flange</p>	 <p>251 Base Flange 30-45°</p>	 <p>252 Base Flange 11-29°</p>
 <p>253 Short Tee 11-29°</p>	 <p>255 Long Tee 11-29°</p>	 <p>256 Cross 11-29°</p>	 <p>300 Replacement grub screws (5/16" x 15mm long – 316 grade stainless)</p>	 <p>304 Security Screw Plug (Knock in plug – fits 5/16" grub screw inner)</p>	 <p>333 Alloy End Cap (C42 & D48 only)</p>

KWIKCLAMP DDA ASSIST CLAMP RANGE



Smooth inline handrail clamps designed to comply with AS1428 – disability access design guide.

 <p>725 Internal 90° Corner Fixed Sleeve Joiner</p>	 <p>746 Support Wall Bracket – small & large wall plates. Takes 32 & 40NB handrail pipe</p>	 <p>748 Support Bracket (Takes 32 & 40NB handrail pipe), used with 101 fitting</p>	 <p>751 Rail support Assembly (751 saddle + 173F)</p>	 <p>752 Offset Rail Support Assembly (752 offset saddle + 173F)</p>	 <p>753 Offset Rail Support Assembly (Use 752 offset saddle or 751 saddle + 173F)</p>
 <p>754 40° Ramp Design (Use 751 saddle or 752 offset saddle + 173F)</p>	 <p>755 Straight to 40° Ramp Design (Use 751 saddle or 752 offset saddle + 173F)</p>	 <p>756 40° Ramp Design (D48 saddle with 173F)</p>	 <p>757 40° Ramp Design (D48 saddle with 173F)</p>	 <p>758 40° Ramp Design (D48 saddle with 173F)</p>	<p>New DDA straight to 40° ramp designs – 755, 756, 757 & 758 are in left and right hand configurations for either side of DDA ramps using kick plate / toe board</p>
 <p>764 Variable Angle Elbow Fixed Sleeve Joiner</p>	 <p>797 "O" Ring</p>	 <p>301 Allen Keys</p>	 <p>D End termination</p>	 <p>J End Termination</p>	<p>6 new ramp specific fittings, 0 – 4 degrees, are in production and are due into stock late August 2024</p>



Proprietary Kick plate (toe board) System

Kwikclamp have designed and released a new extruded aluminium kick plate system for DDA Assist (AS1428) disability ramps and walkways as well as AS1657 mezzanine floor and platform applications. Channels at the rear of the kickplate are used to locate M10 bolts which are connected to the 242-D48 heavy duty toe plate flange or 198 and 199 flanges used with 232-D48 and 152-D48 base flanges or onto posts fixed to the walkway sides with 146 or 246-D48 side palms.

Being light weight but very strong, the kick plate is easy to move around a job site. There is no drilling required, the bolts are very quickly fixed to the base plates.

Internal and external corners are available together with end caps for sealing off the end of a kick plate run.

All pipe & plate products are hot dip galvanised for longer life, not all items and sizes are held in stock and more items are regularly being added to the range – check online or call 1300 59 00 59 for more information

Kwikclamp supplies a range of posts, rails, end terminations and toe plates in various lengths and configurations. The vast majority of safety handrails are 40NB medium pipe (48.3 OD x 3.2mm) with cranked post tops suited to AS1428 and Cycle Australia design guidelines. We can also have custom designs made for large scale projects where we are indeed very experienced in delivering top quality product at excellent value.



Notes:-

- Not all clamp items are available in all sizes – check online or call **1300 59 00 59** for availability
- Powder coated finishes are available on special request (*minimum order quantities and charges apply*)
- All specifications, designs and dimensions are subject to change without notice
- All new Kwikclamp fittings use 316 grade stainless steel screws for superior corrosion resistance




Custom Design Extruded Aluminium Kickplate

Barrier panels – 2000mm wide x 1000mm high

Kwikclamp barrier panels and handrail systems have been independently tested to comply with AS1657 and also comply with Cycling Australia design guidelines. Typical hot dip galv coating is around 90-120 microns – far in excess of the Australian Standard requirement of 70 microns (500gsm).

We can have any design, incline angle panel made to order, call us to enable us to help you get what you need for your projects.



All barrier panels, pipe & plate products are hot dip galvanised for longer life, not all items and sizes are held in stock and more items are regularly being added to the range – check online or call 1300 59 00 59 for more information



Bikeway & Pedestrian panels – same length top & bottom rails

- Designed for use with extended posts and 119 CROSS fittings
- End “D” and “J” termination sections also available
- Designed for use with 104 TEE joiner and 119 CROSS fittings
- 2000mm width panels x 1000mm heights
- 40NB medium (3.2mm) top & bottom rails
- 12mm & 16mm solid rod pickets, continuous weld of rod to rail @ 100mm centres
- Hot dip galv to exceed AS4680 after welding
- Inclined versions available for ramps and stairs
- 2.4m wide panels are certified for AS1657 compliance
- All panels & fittings can be powder coated to custom colours – *contact us for details and availability*

All barrier panels, pipe & plate products are hot dip galvanised for longer life, not all items and sizes are held in stock and more items are regularly being added to the range – check online or call 1300 59 00 59 for more information

Kwikclamp has developed a range of highly versatile, easy to install and great value gate kits for use on storage ground and mezzanine floor installations.

Sliding gate kits

A complete kit of:-

- Gate frame complete with heavy duty rollers, locking pin
- Steel floor track, end floor stop
- End posts with roller guides, locking stop post and associated hardware
- Easy to set to slide left or right to suit project requirements
- Bottom rail also acts as kick plate
- Standard width is 2000mm, can be supplied in custom widths
- Can be customised with mesh infill, powder coated safety yellow or any other custom colour
- Shipped flat ready to install




Note: Sliding gates are not compliant for raised mezzanine floors, quite OK for ground floor applications

Up and over pallet gates

Design to enable pallets to be easily lifted onto the mezzanine floor while maintaining a personnel exclusion at all times barrier whether open or closed.

- Shipped in flat packs for fast and easy final assembly and installation, all fasteners and hardware supplied
- AS1657 compliance certified
- Standard width is 1970mm, can also be supplied in 2700mm width for 2 pallets side by side
- Heavy duty steel construction
- Powder coated Safety Yellow as standard product
- Total shipping weight for 1975mm wide gate kit is approx. 130kg



All barrier panels, bollards, pipe & plate products are hot dip galvanised for longer life, not all items and sizes are held in stock and more items are regularly being added to the range – check online or call 1300 59 00 59 for more information

The Kwikclamp range of Safety Bollards are medium to high security products designed for traffic control, property protection and to handle shocks, bumps and knocks.

Applications and product attributes include:-

- Warehouses and distribution centres
- Factory equipment, entrances, pallet racking ends
- Retail store entrances
- Sporting & recreational facilities
- Public spaces
- Car parks, bus stops
- All are powder coated Yellow, other special colours available on custom orders
- High quality finish and durability
- Heavy duty galvanised pipe
- Available in a range of standard sizes
- Class 1 reflective tape – range of colours / designs

CODE	DESCRIPTION	HEIGHT (mm)	DIAMETER (mm)
BOLL9090	90mm surface mount safety bollard	900	90
BOLL115100	115mm surface mount safety bollard	1000	115
BOLL140110	140mm surface mount safety bollard	1200	140
BOLL165130	165mm surface mount safety bollard	1300	165

Other diameters and lengths and inground mounts are available on request – call for more information



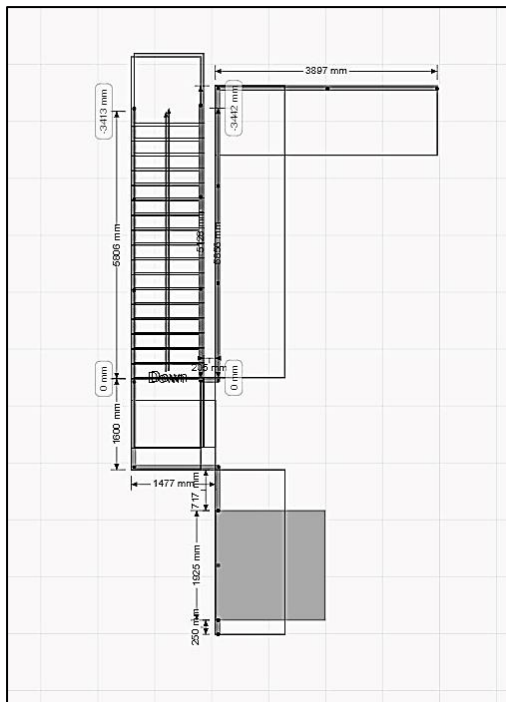
*Kwikclamp Bollard Systems -
Surface mount & inground options*




Kwikclamp has and will continue to invest into IT systems to improve customer service productivity & response times, improve estimate accuracy and to deliver very useful tools & services for our customer's projects. Now deployed in Kwikclamp is the new Railing Designer CAD application – a cloud based tool developed by former NASA engineers that can:-

- Take customer supplied drawings and sketches as PDF's or other file formats, reproduce the drawing exactly to scale, insert stairs, gates, corners, slopes, landings
- Select the type of handrail for individual projects
 - Standard top rail, top & mid-rail, top + mid + bottom kick plate, barrier panels – *different configuration options for any part of a job can be changed instantly to enable pricing for customer consideration*
 - AS1657 and AS1428 design specifications & rules are built into the software
- When the design and dimensions are finalised, a complete Bill of Materials is generated together with links to enable the customer to review the finished project, rotate it all in 3 dimensions, download drawings including shop / install drawings – *some charges apply for some aspects of these enhanced CAD services*

Railing Designer is also fully integrated into our ERP system so that customer approved BOM's are directly loaded into formal estimates enabling Kwikclamp to cost in delivery charges, any extras / options such as powder coating. The estimates can be electronically approved by the customer for the job to proceed into an order for shipment.



Detailed plan to scale and actual measurements generated from Customer supplied information



3D rendering of actual job – easily changed to different rail / panel configurations – leads to Bill of Materials and install shop drawings


AS1657 & AS1428 Compliance Certified – quality you can rely on!

Kwikclamp barrier systems have been independently tested and certified by LMATS, a NATA registered testing authority, for compliance with AS1657 – the Australian Standard for the design, construction and installation of walkway and stairway barriers. Certification is for panels and handrails at 2.4m post spacing for D48 (40NB) size rails, posts and fittings which means that pedestrian and bikeway barriers and safety handrails can be erected at 2.4m post spacing:-

- Fewer posts, fasteners and fittings
- Less labour and faster installation times
- Far lower total cost than other modular barrier systems that can only be used in 1800 and 2000mm wide post spacing to comply with AS1657

A copy of the LMATS test report and AS1657 certification can be downloaded from the Kwikclamp website (www.kwikclamp.com.au). Check the website for other certifications that will become available from time to time.

- AS1428 Disability Design guidelines compliant



So, when you need a very competitive and complete system of superior clamps, barrier panels, posts and rails, Kwikclamp has what you need backed with responsive, reliable service and distributors Australia wide.

