







# KWIKCLAMP HANDRAIL & SAFETY BARRIER SYSTEMS

## MASTER CONFIGURATION GUIDE



### HR Handrail designs

				
HR1 – Single top rail	HR 2 – Single top & mid-rail	HR 2.5 – Single top & mid-rail plus kickplate	HR3 – triple rail	HR3.5 – triple rail plus kickplate








DR15 – single wall mount rail












DR16 – double wall mount rails

### DR Disability Handrail designs




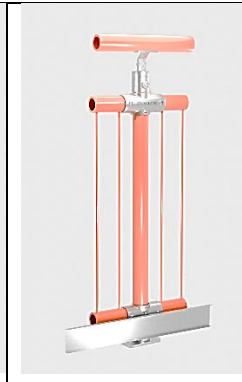

				
DR1 – Single top rail	DR2 – Single top & kickplate	DR3 – Single top & mid-rail	DR4 Double rail plus kickplate	DR4.5 – triple rail

## DR Disability Handrail designs




				
DR5 – Single offset top rail	DR6 – Single offset top rail & kickplate	DR7– offset top & mid- rail	DR8 Double rail plus kickplate	DR11 – double offset rails

				
DR12 – Double offset rails plus kick plate	DR13 – Double offset top rails	DR14– Double offset top & mid- rails	DR15 Single wall mounted rail	DR16 – double wall mounted rails





## BP Barrier Panel designs




				
BP1 – Barrier panel	BP2 – Barrier panel plus kickplate	BP3– top & barrier panel	BP3.5 - top rail, barrier panel plus kickplate	BP4 – barrier panel plus offset mid rail

## BP Barrier Panel designs

		
BP4.5 – Barrier panel, offset mid-rail plus kickplate	BP5 – Barrier panel plus 2 offset mid-rails	BP5.53– Barrier panel plus 2 offset mid-rails and kickplate

## BK Bikeway designs

			
BK1 – Cranked post with single top rail	BK2 – Cranked post with top & mid-rail	BK2.5– Cranked post with top & offset mid-rail	BK3 – Cranked post with top, mid & bottom rails

		
BK3.5 – Cranked post with top plus double mid-rail, bottom rail	BK4 – Cranked post with top rail plus barrier panel	BK4.5– Cranked post with top & offset mid-rail plus barrier panel